



2019 WWMA ANNUAL MEETING

AUDIT TRAILS

GILBARCO ENCORE DISPENSERS

**BRENT K. PRICE
GILBARCO INC.**



AUDIT TRAILS

- Information from the dispenser that is readily available for the benefit of W&M and station owners and service techs
- Electronic volume totals - through each meter
- Blend ratios
- Days since last calibration – each meter
- Number of times meter has been calibrated
- Pulses or Counts per volume – each meter
- Pump software version
- Canada: ATC information including volume compensated, volume uncompensated, temperature probe reading

ENCORE MODELS

- Identified on serial label
 - 500 (square bezel)
 - 500S (or simply S)
 - 700S
 - Encore DEF

(Note: 300 was square bezel that had electronics platform of the older Advantage, not covered here)



500 (Square Bezel,
years 2000-2006)



ENCORE MODELS

500S



OS

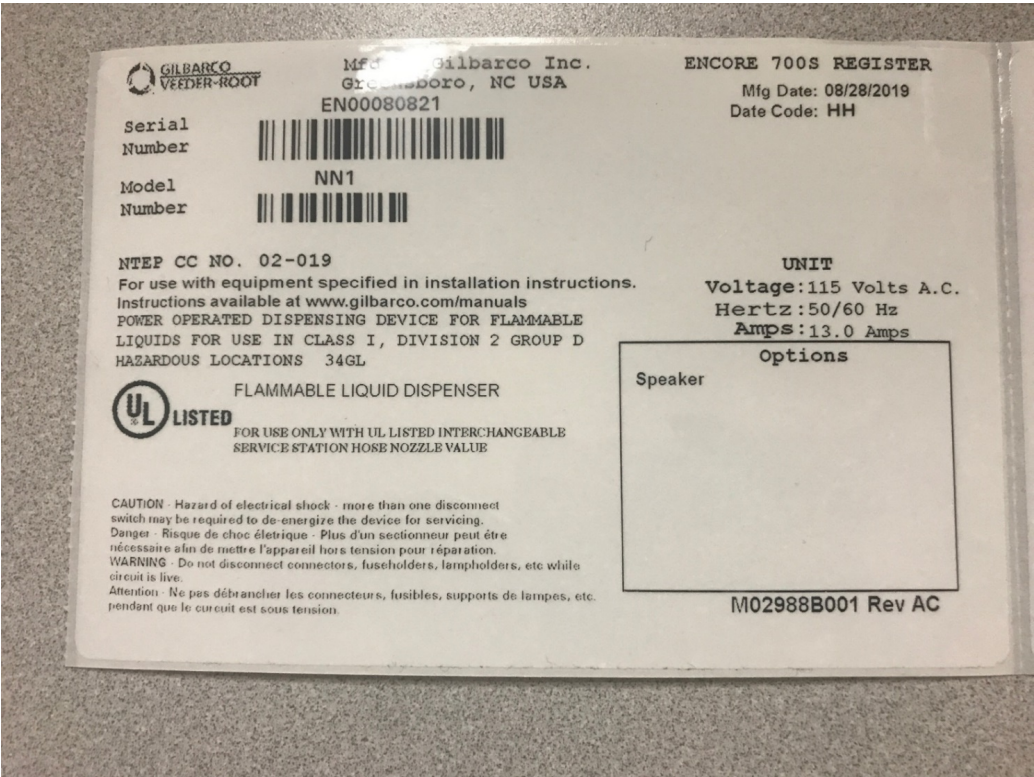
(introduced 2011)






ENCORE SERIAL NUMBER LABEL

- Inside dispenser



MANAGER KEYPAD

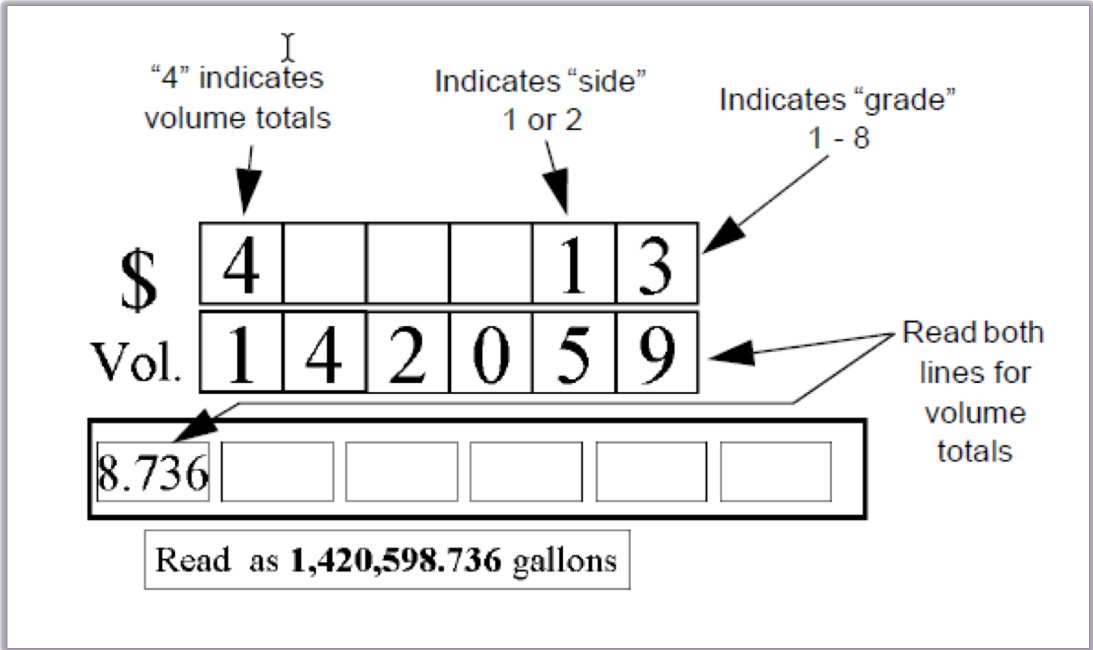


- Use Manager Keypad to query directly - audit trail information requires no passcode
- Will need keys to open the dispenser and must disable any alarms
- Pump settings and programming are passcode protected – ASC or station owner has access
- Managers Keypads may have been removed for security reasons – available as a spare part, from ASC, possibly from station manager



ELECTRONIC VOLUME TOTALS

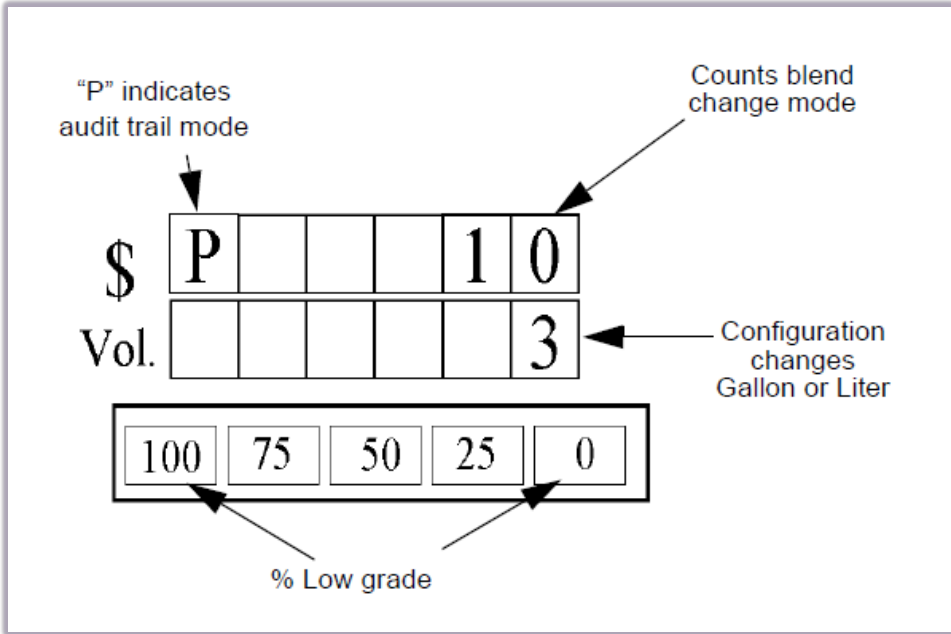
- Volume totals per grade – use the key on Manager Keypad – value wraps around and includes decimal places





BLENDERS

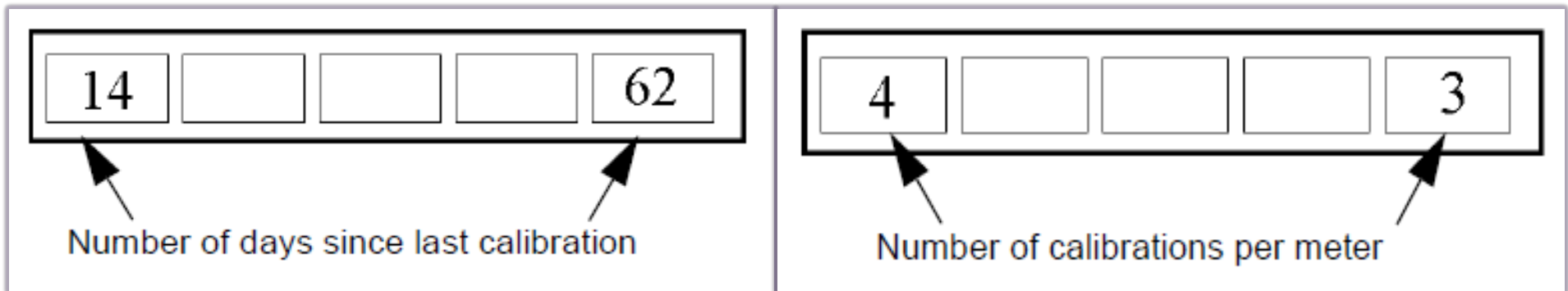
- Blend ratios – hit ENTER on the Manager Keypad - the number at the PPU for each grade select button indicates percentage of low product. (Note: non blenders and will not display blend ratios on the first ENTER.)
- NTEP cert. lists all numbers and or not





CALIBRATION HISTORY - in the PPU windows

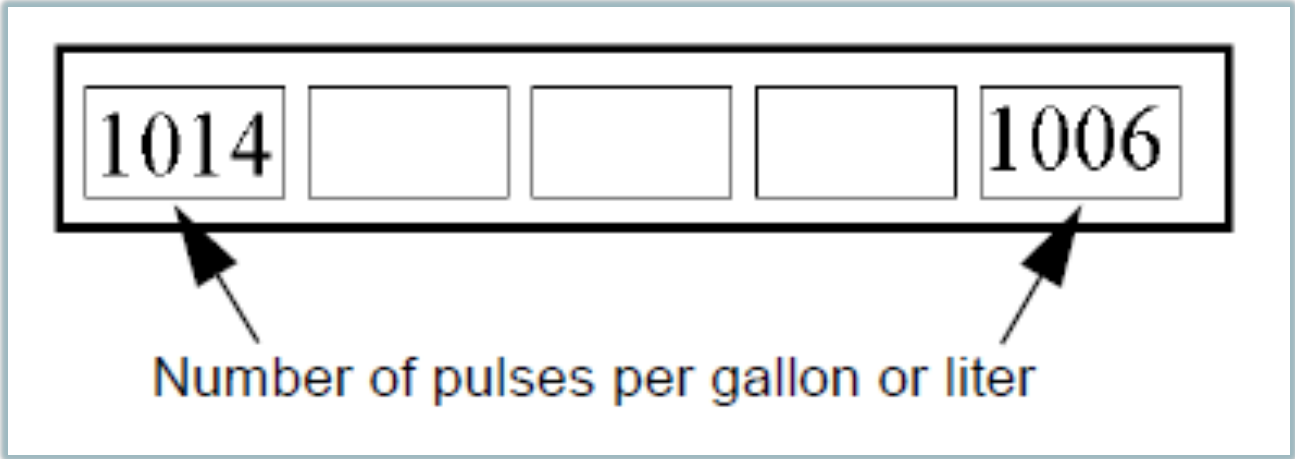
- Days since last calibration – press ENTER 2nd time for blenders, or press ENTER the first time for non blenders
- Number of times meter has been calibrated – press ENTER again





PULSE COUNTS PER GALLON

- Pulses or Counts per gallon – hit ENTER again. The PPU window will display the meter pulse count, but the actual PPU window that it shows depends on unit type and software version.



PUMP SOFTWARE VERSION

- Hit ENTER either fourth (non blenders) or fifth time (blenders).
- Look in the \$\$\$ MONEY display, starts with letter P

Figure 1: Audit Trail Screen for Pump Software Version [P02980 (V02.9.90)]





AUDIT TRAILS - review

- Information from the dispenser readily available for the benefit of W&M and station owners and service techs
- Electronic volume totals - through each meter
- Blend ratios
- Days since last calibration – each meter
- Number of times meter has been calibrated
- Pulses or Counts per volume – each meter
- Pump software version




ADDITIONAL INFORMATION STORED IN DISPENSER MEMORY – accessible by ASC's only

- There are events logs and W&M logs – two separate .csv files
- Must be downloaded by ASC with laptop plug-in
- Up to 1000 lines
- Used by ASC for troubleshooting, can be used for evaluating field tests, have cloud connectivity of these events with Insite360
- Event logs: records of power fails, error codes, communication failures
- W&M logs: calibration switch activated, calibration pulse count per volume, blend ratios, flowrate control, software version upgrades, security and tampering events

ADDITIONAL RESOURCES

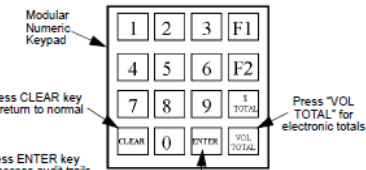
- GVR literature online at www.gilbarco.com/manuals
- MDE-4519 Audit Trail Information guide
- NTEP certificates
- Gilbarco Authorized Service Contractors (ASC's) have access to all manuals and documents



**Audit Trail Information for The Advantage® Series,
Encore® and Eclipse® Quick Reference**
MDE-4519A
May 2017

How to Access Audit Trail Information

You can retrieve totals electronically at the pump or dispenser by using the manager keypad (shown below). In the Encore® and Eclipse® this keypad is located behind the locked access door on side A of the electronics module. In The Advantage® Series the keypad mounts on a removable magnetic pad that attaches to the inside cabinet behind the left or right option door.





Advantage Dispenser Audit Trail Display - Newer, no main PPU display

\$ P 0 0 0 5 ← Counts blend change mode

Vol. 0 0 0 1 ← Configuration changes

100 70 50 30 00 00 ← PPU displays % low grade

Certificate Number: 02-019A31
Page 1 of 29

NATIONAL TYPE EVALUATION PROGRAM

Certificate of Conformance

for Weighing and Measuring Devices

For:
Retail Motor Fuel Dispenser (RMFD)
Electronic Computing
Model: Nxx Series (See Page 3 for Model Designation)
Generic Names: Encore 300, Encore 300S, Encore 500, Encore 500S, Encore 550, Encore 550S, Encore 700S, Encore 800, Encore 900
Capacity: \$9999.99 Total Sale / 9999.99 Total Volume
\$9.999 Maximum Unit Price

Submitted By:
Gilbarco, Inc.
7300 W. Friendly Ave
Greensboro, NC 27420
Tel: 336-547-5009
Fax: 336-547-5516
Contact: Brent K. Price
Email: brent.price@gilbarco.com
Website: www.gilbarco.com

THANK YOU

